

# AQUABELLA



## **POOL TILE | PAVERS | COPING | LEDGERSTONE SERIES**

*INNOVATIVE, CREATIVE, AND LEADING-EDGE PRODUCTS  
FOR YOUR POOL & SPA ENTERTAINMENT ENVIRONMENT*



[WWW.AQUABELLATILE.COM](http://WWW.AQUABELLATILE.COM)

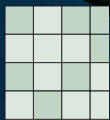
# AQUABELLA

**AQUABELLA** is a nationwide authority with glass and porcelain tile products. Our company has deep expertise in the industry, with a constant focus on both innovation and service.


We have an expansive portfolio of products from which to choose. With factories in Italy, Korea, Taiwan, Spain, Japan, and China, along with domestic warehousing across the US, we strive to be the premier source of quality tile, mosaics and stone for interior and exterior applications. We are committed to continuously adding unique and stunning products while providing exceptional customer service.

## COLOR AND SHADE VARIATION :

**PLEASE NOTE:** Glass and ceramic tile can feature shifts in color and tone - from smooth and subtle, to wide swings and variations. Any naturally occurring shifts are part of the inherent beauty of our tile. Please be sure to inspect physical samples to ensure the correct tile selection. Tiles can be graded on the following guide:



**V2 = SLIGHT VARIATION:** Clearly distinguishable differences in texture and/or pattern within similar colors.



**V3 = MODERATE VARIATION:** While the colors present on a single piece of tile will be indicative of the colors to be expected on the other tiles, the amount of colors on each piece may vary significantly. For example, "that little bit of color" on one piece of tile may be the primary color on the next piece.



**V4 = RANDOM VARIATION:** Random color differences from tile to tile, so that one tile may have totally different colors from that on other tiles. Thus, the final installation will be unique.



Also available in 6"x6" Single Bullnose

## TABLE OF CONTENTS

### GLASS MOSAICS

<u>ARTISTA</u>	<u>4</u>	<u>MANHATTAN</u>	<u>7</u>	<u>RIVIERA</u>	<u>11</u>
<u>AQUA</u>	<u>17</u>	<u>MONET</u>	<u>12</u>	<u>SHIMMER</u>	<u>19</u>
<u>AURORA BOREALIS</u>	<u>10</u>	<u>NIGHT LIFE</u>	<u>15</u>	<u>SOUTHERN ISLES</u>	<u>18</u>
<u>FJORD</u>	<u>16</u>	<u>NORTH SEAS</u>	<u>8</u>	<u>TIDAL WAVE</u>	<u>19</u>
<u>LONDON</u>	<u>14</u>	<u>ODYSSEY</u>	<u>6</u>		
<u>LUNAR</u>	<u>5</u>	<u>PARADISE</u>	<u>18</u>		

### PORCELAIN TILE

<u>ABYSS</u>	<u>24</u>	<u>HIGH SEAS</u>	<u>28</u>	<u>SOLID</u>	<u>52</u>
<u>ATLANTIC</u>	<u>25</u>	<u>ITALIAN SLATE</u>	<u>30</u>	<u>STONE AGE</u>	<u>20</u>
<u>BORA BORA</u>	<u>27</u>	<u>MELANGE</u>	<u>23</u>	<u>SUNNY DAY</u>	<u>31</u>
<u>CARIBBEAN</u>	<u>29</u>	<u>MOUNTAINS</u>	<u>26</u>	<u>TEXAS</u>	<u>25</u>
<u>CASCADE</u>	<u>32</u>	<u>OASIS</u>	<u>34</u>	<u>TIMELESS</u>	<u>35</u>
<u>EL DORADO</u>	<u>33</u>	<u>RAINFOREST</u>	<u>22</u>		
<u>GREEK ISLES</u>	<u>35</u>	<u>RIVER &amp; LAKES</u>	<u>21</u>		

### PORCELAIN MOSAICS

<u>COLONIAL BRICK BLEND</u>	<u>39</u>	<u>OCEAN BREEZE</u>	<u>40</u>	<u>VOYAGE</u>	<u>41</u>
<u>FUSION</u>	<u>39</u>	<u>TYPHOON</u>	<u>36</u>		
<u>HARMONY</u>	<u>38</u>	<u>UNGLAZED</u>	<u>53</u>		

### HARDSCAPES

<u>ANTICO</u>	<u>48</u>	<u>IVORY</u>	<u>45</u>	<u>SIERRA</u>	<u>51</u>
<u>ARCTIC WHITE</u>	<u>49</u>	<u>MALIBU</u>	<u>50</u>	<u>SILVER</u>	<u>46</u>
<u>ATHENS</u>	<u>42</u>	<u>MESA</u>	<u>50</u>	<u>TAHOE</u>	<u>51</u>
<u>BLUE STONE</u>	<u>43</u>	<u>MIDNIGHT</u>	<u>50</u>	<u>TOSCANO</u>	<u>48</u>
<u>CALIFORNIA GOLD</u>	<u>49</u>	<u>MONTEREY</u>	<u>50</u>	<u>TUCSON</u>	<u>51</u>
<u>CLEANERS &amp; SEALERS</u>	<u>51</u>	<u>PLATEAU</u>	<u>50</u>	<u>VALENCIA</u>	<u>49</u>
<u>DARK NOCE</u>	<u>44</u>	<u>SAGE</u>	<u>50</u>	<u>YOSEMITE</u>	<u>51</u>
<u>GLACIER</u>	<u>47</u>	<u>SCABOS</u>	<u>48</u>		
<u>GOLD RUSH</u>	<u>49</u>	<u>SHELL STONE</u>	<u>49</u>		

### COMMERCIAL

<u>SOLID</u>	<u>52</u>	<u>DEPTH MARKERS</u>	<u>53</u>	<u>UNGLAZED</u>	<u>53</u>
<u>TRIM</u>	<u>52</u>	<u>SAFETY MARKERS</u>	<u>53</u>		


### ACCESSORIES

<u>ACCENTS</u>	<u>56</u>	<u>FIRE &amp; WATER</u>	<u>54</u>	<u>WATER FEATURES</u>	<u>55</u>
<u>ARTISTRY IN MOSAICS</u>	<u>58</u>	<u>GARDEN SCULPTURES</u>	<u>59</u>		
<u>CUSTOM ACCENTS</u>	<u>57</u>	<u>SCUPPER BOWLS</u>	<u>54</u>		


# ARTISTA

Lush green hills, human nature, and star gazing scenarios inspired the great art masters of old and influenced the Artista Series. Passion and creativity will be the essence of your spaces and spark conversation.


**EXPECTED  
MID MARCH**




DALI 1X1




DALI 2X2




DALI PENNY ROUND




GOYA 1X1




GOYA 2X2




GOYA PENNY ROUND




GAUDI 1X1




GAUDI 2X2




GAUDI PENNY ROUND




PICASSO 1X1



PICASSO 2X2




PICASSO PENNY ROUND



RAPHAEL 1X1



RAPHAEL 2X2



RAPHAEL PENNY ROUND



HIGH VARIATION




DALI PENNY ROUND SHOWN INSTALLED

EXPECTED  
MID APRIL

Stunning and elegant spaces can be created with our Lunar Series.  
Relaxing and contemplating areas that will inspire creativity and  
fuel your dreams.


# LUNAR



CRESCENT 2X4



ECLIPSE 2X4



GIBBOUS 2X4

PLEASE NOTE: TILE COLOR AND TONE MAY VARY. PLEASE INSPECT PHYSICAL TILE SAMPLES TO ENSURE AN ACCURATE SELECTION.

CRESCENT 2X4 SHOWN INSTALLED

## GLASS MOSAICS

5

© AQUABELLA 2021




# ODYSSEY

The Odyssey Series is here to help you make a statement. A variety of colors can ideally complement the journey and adventure that awaits you in your space.




OD-140 ATHENS 1X2

OD-2440 ATHENS 2X4




OD-141 SPARTA 1X2

OD-2441 SPARTA 2X4




OD-144 NAXOS 1X2

OD-2444 NAXOS 2X4



OD-145 RHODES 1X2

OD-2445 RHODES 2X4



OD-2441 SPARTA 2X4 SHOWN INSTALLED

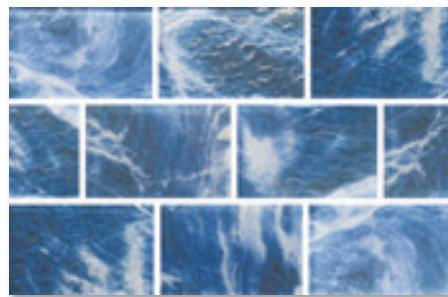
EXPECTED  
END OF  
APRIL

Glamour and shine radiate with the Manhattan Series. Brightly complementing and turning your entertaining areas into show-stoppers, a palette full of colors that will be a real eye-catcher.

# MANHATTAN




GRAND CENTRAL 2X3



PENN STATION 2X3



TIMES SQUARE 2X3



UNION SQUARE 2X3



PLEASE NOTE: TILE COLOR AND TONE MAY VARY. PLEASE INSPECT PHYSICAL TILE SAMPLES TO ENSURE AN ACCURATE SELECTION.

PENN STATION 2X3 SHOWN INSTALLED

# NORTH SEAS

Dive into the peaceful greens and blues of our North Seas Series. Let your soul be filled with the immensity of these calming waters and reconnect with your center. Contemplate on your bright future while navigating the Baltic or Irish seas.




NS-110  
POLAR 1X1

NS-1210  
POLAR 1X2



NS-112  
ICELAND 1X1

NS-1212  
ICELAND 1X2




NS-113  
CASPIAN 1X1

NS-1213 CASPIAN 1X2




NS-114  
NORWEGIAN  
1X1

NS-1214 NORWEGIAN 1X2



NS-115  
IRISH 1X1

NS-1215 IRISH 1X2




NS-119  
ADRIATIC 1X1

NS-1219 ADRIATIC 1X2



NS-120  
DENMARK  
1X1

NS-1220 DENMARK 1X2



NS-125  
ARCTIC 1X1

NS-1225 ARCTIC 1X2



NS-120 DENMARK 1X1 SHOWN INSTALLED





NS-116 CELTIC  
1X1




NS-1216 CELTIC 1X2



NS-117 BALTIC  
1X1




NS-1217 BALTIC 1X2




NS-118  
ICELANDIC 1X1




NS-1218 ICELANDIC 1X2



NS-816 CELTIC BLOCK  
RANDOM



NS-817 BALTIC BLOCK  
RANDOM




NS-818 ICELANDIC BLOCK  
RANDOM


NOTE: THIS TILE IS NOT WARRANTED AS A SLIP RESISTANT SURFACE FOR FOOT TRAFFIC.  
PLEASE NOTE: TILE COLOR AND TONE MAY VARY. PLEASE INSPECT PHYSICAL TILE SAMPLES TO ENSURE AN ACCURATE SELECTION.

# AURORA BOREALIS

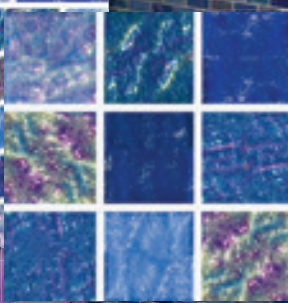
The magic of the Northern Lights permeates the design of the Aurora Borealis Series. The striking colors and shimmer of this glass tile will remind you of the beauty of this natural phenomenon.



AB-1110 CRYSTAL  
1X1



AB-1210 CRYSTAL  
1X2



AB-2210 CRYSTAL 2X2




AB-1111 MARVEL  
1X1




AB-1211 MARVEL  
1X2




AB-2211 MARVEL  
2X2




AB-1112 MYSTIC 1X1




AB-1212 MYSTIC 1X2




AB-2212 MYSTIC 2X2




AB-1113 MAGIC 1X1




AB-1213 MAGIC 1X2



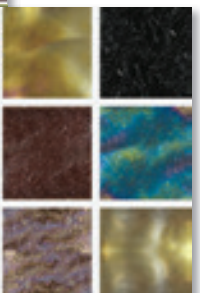
AB-2213 MAGIC 2X2




AB-1114 WONDER  
1X1



AB-1214 WONDER  
1X2



AB-2214 WONDER 2X2




AB-1210 CRYSTAL 1X2 SHOWN INSTALLED

Inviting and elegant spaces are created with a simple palette, including pale grays and blues in our Riviera Series. The calm and soothing colors, mimicking the coastal areas, will bring a delicate balance to your designs.


# RIVIERA




RV-2424 SAVONA 2X4



RV-2425 IMPERIA 2X4



RV-2426 PORTOFINO 2X4



RV-2427 GENOA 2X4



RV-2428 MONACO 2X4



RV-2429 RAPALLO 2X4




PLEASE NOTE: TILE COLOR AND TONE MAY VARY. PLEASE INSPECT PHYSICAL TILE SAMPLES TO ENSURE AN ACCURATE SELECTION.

RV-2426 PORTOFINO 2X4 SHOWN INSTALLED

# MONET

In the Monet Series, colors and shapes express the impressions of nature. From a cloudy storm to the first lights of the day, our palette of colors and shapes are sure to transport you to the painting stations of Monet, Degas, Renoir, and many others.




MS-1180  
IMPRESSION  
SUNRISE 1X1



MS-1280  
IMPRESSION  
SUNRISE 1X2



MS-880 IMPRESSION SUNRISE  
BLOCK RANDOM



MS-1181  
WATER LILIES 1X1



MS-1281  
WATER LILIES 1X2



MS-881 WATER LILIES  
BLOCK RANDOM



MS-1182  
VENICE 1X1



MS-1282  
VENICE 1X2



MS-882 VENICE  
BLOCK RANDOM




MS-1184  
PARADISE 1X1





MS-1284  
PARADISE 1X2



MS-884 PARADISE  
BLOCK RANDOM



MS-1285 STORMY 1X2 SHOWN INSTALLED IN POOL. LONDON LS-1270 WINDSOR 1X2 SHOWN INSTALLED IN SPA.



PLEASE NOTE: TILE COLOR AND TONE MAY VARY. PLEASE INSPECT PHYSICAL TILE SAMPLES TO ENSURE AN ACCURATE SELECTION.

# LONDON

Earth tones, pale blues, and misty grays define the London Series. An embedded sparkle of glitter gives this glass tile an eye-catching royal touch.



LS-1170  
WINDSOR  
1X1



LS-1270 WINDSOR 1X2




LS-1171  
LIVERPOOL  
1X1




LS-1271 LIVERPOOL 1X2




LS-1172  
ASHFORD  
1X1



LS-1272 ASHFORD 1X2




LS-1174  
BRIGHTON  
1X1




LS-1274 BRIGHTON 1X2




LS-1176  
WESTMINSTER  
1X1



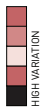
LS-1276 WESTMINSTER 1X2



LS-1177  
VICTORIA  
1X1



LS-1277 VICTORIA 1X2



NOTE: THIS TILE IS NOT WARRANTED AS A SLIP RESISTANT SURFACE FOR FOOT TRAFFIC.  
LS-1176 WESTMINSTER 1X1 SHOWN INSTALLED

Alive and elegant, give yourself a treat with our Night Life Series. Leave all worries behind and embrace the simplicity of a ballad or the tranquil peace that comes to your soul.

# NIGHT LIFE




NL-1131  
BALLAD 1X1



NL-1231  
BALLAD 1X2



NL-831 BALLAD BLOCK RANDOM




NL-1132  
GALANT 1X1




NL-1232  
GALANT 1X2




NL-832 GALANT BLOCK RANDOM




NL-1134 SOUL 1X1



NL-1234 SOUL 1X2



NL-834 SOUL BLOCK RANDOM



NL-1138  
MELODY 1X1



NL-1238  
MELODY 1X2



NL-838 MELODY BLOCK RANDOM


PLEASE NOTE: TILE COLOR AND TONE MAY VARY. PLEASE INSPECT PHYSICAL TILE SAMPLES TO ENSURE AN ACCURATE SELECTION.

NL-831 BALLAD BLOCK RANDOM SHOWN INSTALLED IN POOL.  
GLACIER PAVERS & COPING SHOWN INSTALLED.



# FJORD


The majestic Nordic fjords inspired our Fjord Series. Glacier blues, crisp greens, and misty grays take your breath away and leave you with the peaceful feeling of visiting western Norway.




FJ-1193 PEACEFUL 1X1



FJ-1197 MAJESTIC 1X1




FJ-1198 SILENT 1X1



FJ-1199 MISTY 1X1



FJ-1293 PEACEFUL 1X2




FJ-1297 MAJESTIC 1X2



FJ-1298 SILENT 1X2



FJ-1299 MISTY 1X2



FJ-893 PEACEFUL BLOCK RANDOM



FJ-897 MAJESTIC BLOCK RANDOM



FJ-898 SILENT BLOCK RANDOM



FJ-899 MISTY BLOCK RANDOM



FJ-1193 PEACEFUL 1X1 SHOWN INSTALLED



From the deep blue of the frozen tundra to the dark black of volcanic obsidian, or the mix of greens and blues off the coast of Monaco, the Aqua Series from Aquabella will take you on a journey to the most refreshing paradises around the world.

# AQUA



AQ-1159 TAHITI 1X1



AQ-1259 TAHITI 1X2



AQ-1158 BALI 1X1



AQ-1258 BALI 1X2



AQ-1202 BLUE OPAL 1X2



AQ-1203 OBSIDIAN 1X2



AQ-1252 ARCTIC FROST 1X2



AQ-1253 FROZEN TUNDRA 1X2




PLEASE NOTE: TILE COLOR AND TONE MAY VARY. PLEASE INSPECT PHYSICAL TILE SAMPLES TO ENSURE AN ACCURATE SELECTION.


AQ-1158 BALI 1X1 SHOWN INSTALLED

# PARADISE


A place to rest, a refuge, a sunny beach or a peaceful ocean, whatever bliss means to you, our Paradise Series can transform any space into your ultimate pleasurable destination.



PS-2365 HEAVEN 2X3

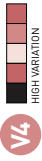


PS-2366 EDEN 2X3




PS-2367 DIVINE 2X3

PS-2367 DIVINE 2X3 SHOWN INSTALLED




# SOUTHERN ISLES

Shades of blue and gray take over our Southern Isles Series. Turn your spaces into a gateway for fantasy, a place to daydream and unwind from all worries.



SIS-1101 MIX 1 1X1




SIS-1201 MIX 1 1X2



SIS-1106 MIX 6 1X1




SIS-1206 MIX 6 1X2




SIS-1206 MIX 6 1X2 SHOWN INSTALLED

The relaxing colors of our Shimmer Series will lead your thoughts to the Caribbean Islands. A total escape from worries will invite you to soothe yourself and enjoy the moments you are living.

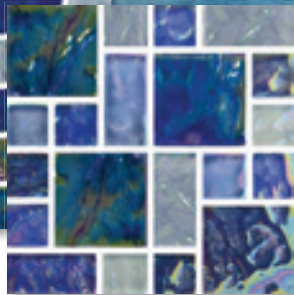
# SHIMMER




SH-1191 BERMUDA BLEND 1X1



SH-1291 BERMUDA BLEND 1X2




SH-891 BERMUDA BLEND BLOCK RANDOM



SH-1194 AQUAMARINE BLEND 1X1



SH-1294 AQUAMARINE BLEND 1X2




SH-894 AQUAMARINE BLEND BLOCK RANDOM




SH-1194 AQUAMARINE BLEND 1X1 SHOWN INSTALLED

The soothing movement of the ocean inspires our Tidal Wave Series. Feel at peace with the different tones of blue, turquoise, and gray and ease into a stress-free environment.


# TIDAL WAVE



TW-3390 RIP CURL 3X3



TW-3392 SWELL 3X3



TW-3394 BREAKER 3X3




PLEASE NOTE: TILE COLOR AND TONE MAY VARY. PLEASE INSPECT PHYSICAL TILE SAMPLES TO ENSURE AN ACCURATE SELECTION.

TW-3390 RIP CURL 3X3 SHOWN INSTALLED

# STONE AGE

Warm and neutral spaces are the goal of the Stone Age Series. Fill these areas with colorful décor, and you will have well-grounded entertainment areas.


6x6 EXPECTED  
MID FEB  
1x2, 12x24, 6x24  
EXPECTED  
MID FEB




DOLOMITE  
12X24



DOLOMITE  
6X24



DOLOMITE 6X6




FLINT  
12X24



FLINT  
6X24



FLINT 6X6




MOONSTONE  
12X24



MOONSTONE  
6X24



MOONSTONE 6X6




OBSIDIAN  
12X24




OBSIDIAN  
6X24



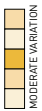
OBSIDIAN 6X6



STONE AGE BLEND  
BROKEN JOINT 1X2



STONE AGE BLEND  
STRAIGHT JOINT 1X2




V3

MOONSTONE 6X6 SHOWN INSTALLED

The River & Lakes Series echoes the fun and excitement of summer, together with the peaceful moments of winter. Turquoise hints of lake Shasta, deep blues of Tahoe, and green-blues of Havasu will create spaces for everyone to enjoy all year long.


# RIVER & LAKES

**6x6 ARRIVED**  
**1x2 EXPECTED**  
**MID FEB**




HAVASU  
1X2

HAVASU 6X6




SHASTA  
1X2

SHASTA 6X6



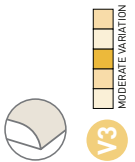
TAHOE  
1X2

TAHOE 6X6



YUKON  
1X2

YUKON 6X6



PLEASE NOTE: TILE COLOR AND TONE MAY VARY. PLEASE INSPECT PHYSICAL TILE SAMPLES TO ENSURE AN ACCURATE SELECTION.

TAHOE 6X6 SHOWN INSTALLED

# RAINFOREST


Vibrant blues mixed with defined gray work in perfect harmony with classic wood tones, creating a timeless space. The Rainforest Series evokes spectacular natural landscapes that you can replicate in your areas.

6x6 ARRIVED  
1x2 EXPECTED  
MID FEB




AMAZON  
1X2

AMAZON 6X6



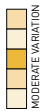
CONGO  
1X2

CONGO 6X6



OLYMPIC  
1X2

OLYMPIC 6X6




AMAZON 1X2 SHOWN INSTALLED

EXPECTED  
MID APRIL

The Melange Series is a mixture of rhythmic waves, discovery, and deep blue inspirations. A tribute to those filled with courage and determination that will motivate everyone enjoying your spaces.

# MELANGE



ATLANTICO 6X12



INDIANO 6X12



ATLANTICO 6X6



MELANGE BLEND 1X2



INDIANO 6X6



V3


PLEASE NOTE: TILE COLOR AND TONE MAY VARY. PLEASE INSPECT PHYSICAL TILE SAMPLES TO ENSURE AN ACCURATE SELECTION.

MELANGE BLEND 1X2 SHOWN INSTALLED


## PORCELAIN TILE

# ABYSS

Add a sense of sophistication to your spaces with our Abyss Series. Shades of marbled green and blue will highlight your décor making it a focal point that will stand out in any setting.




AY-220 PORT ROYAL 2X2




AY-620 PORT ROYAL 6X6



AY-620 PORT ROYAL DECO 6X6




AY-221 ATLANTIS 2X2



AY-621 ATLANTIS 6X6



AY-621 ATLANTIS DECO 6X6




AY-222 THONIS 2X2



AY-622 THONIS 6X6



AY-622 THONIS DECO 6X6




AY-223 ALEXANDRIA 2X2




AY-623 ALEXANDRIA 6X6




AY-623 ALEXANDRIA DECO 6X6



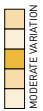
AY-224 TIKAL 2X2



AY-624 TIKAL 6X6



AY-624 TIKAL DECO 6X6



MODERATE VARIATION

V3



AY-620 PORT ROYAL 6X6 SHOWN INSTALLED




The Texas Series recreates the desert's elegant tones, a window to peace and calm, nature's prescription for less stress. Gray hues and hints of light-blue achieve neutrality and balance.

# TEXAS




AMARILLO 1X2



AMARILLO 6X6




LAREDO 1X2



LAREDO 6X6



AMARILLO 6X6 SHOWN INSTALLED



V3

Immerse yourself in the deep blues and greens of our Atlantic Series. Relax and enjoy as clean designs and stunning colors become your gateway to peace.

# ATLANTIC



ATLANTIC BLUE 6X6



ATLANTIC GREEN 6X6



ATLANTIC OCEAN 6X6




V2

PLEASE NOTE: TILE COLOR AND TONE MAY VARY. PLEASE INSPECT PHYSICAL TILE SAMPLES TO ENSURE AN ACCURATE SELECTION.


ATLANTIC BLUE 6X6 SHOWN INSTALLED

# MOUNTAINS


Adventure, thrill, and excitement will dominate your spaces, thanks to the Mountains Series. A place for gathering and laughing, creating memories that will last and withstand the test of time.




ALPS 1X2



ALPS 6X6




ROCKIES 1X2



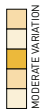
ROCKIES 6X6



SIERRA 1X2




SIERRA 6X6



ALPS 6X6 SHOWN INSTALLED


The blue of the sky, the turquoise of the waters, the lush green of the trees, the golden sparkles of the sand: combine them all, and you get our Bora Bora Series.

# BORA BORA



BB-1246  
WAVE  
1X2

BB-646 WAVE 6X6



BB-1247  
CORAL  
1X2

BB-647 CORAL 6X6



BB-1248  
MARINA  
1X2

BB-648 MARINA 6X6



MODERATE VARIATION


V3

PLEASE NOTE: TILE COLOR AND TONE MAY VARY. PLEASE INSPECT PHYSICAL TILE SAMPLES TO ENSURE AN ACCURATE SELECTION.


BB-648 MARINA 6X6 SHOWN INSTALLED

# HIGH SEAS


The strength of a storm and the calm of a breeze are reflected in our new High Seas Series. Dark blues and shades of gray blend together to create a powerful statement for your spaces.



HS-1241 TREASURE 1X2

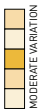


HS-641 TREASURE 6X6



HS-1242 CASTAWAY 1X2


HS-642 CASTAWAY 6X6




HS-1241 TREASURE 1X2 SHOWN INSTALLED

Vibrant colors dominate our Caribbean Series. Pulsating copper shades and soothing blues will take the stage of your designs.


# CARIBBEAN



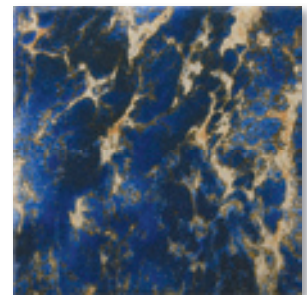
CB-1260 NEVIS 1X2




CB-660 NEVIS 6X6



CB-1261 GRAND CAYMAN 1X2



CB-661 GRAND CAYMAN 6X6



PLEASE NOTE: TILE COLOR AND TONE MAY VARY. PLEASE INSPECT PHYSICAL TILE SAMPLES TO ENSURE AN ACCURATE SELECTION.

CB-661-GRAND CAYMAN 6X6 SHOWN INSTALLED


# ITALIAN SLATE

Contrasts and juxtapositions come alive with our Italian Slate Series. Magical colors and flavors, exuberant landscapes and fashion styles will become part of your spaces.



IS-237 NAPLES 2X2

IS-637 NAPLES 6X6



IS-235 MILAN 2X2

IS-635 MILAN 6X6



IS-234 SAN MARINO 2X2

IS-634 SAN MARINO 6X6



IS-238 FIRENZE 2X2

IS-638 FIRENZE 6X6



IS-637 NAPLES DECO 6X6



IS-635 MILAN DECO 6X6



IS-634 SAN MARINO DECO 6X6



IS-638 FIRENZE DECO 6X6



IS-635 MILAN 6X6 AND DECO SHOWN INSTALLED

Soak your spaces with the light of our Sunny Day Series.  
Your environments will exude upbeat moods, and the  
delight of bright sunsets will fill your soul.

# SUNNY DAY




SD-270 SURF  
SPRAY 2X2




SD-670 SURF  
SPRAY 6X6



SD-670 SURF SPRAY DECO 6X6



SD-271 SEA WIND  
2X2



SD-671 SEA WIND  
6X6



SD-671 SEA WIND DECO 6X6



SD-272 PEACEFUL  
SHORES 2X2




SD-672 PEACEFUL  
SHORES 6X6



SD-672 PEACEFUL SHORES  
DECO 6X6



SD-273 SANDY  
BEACH 2X2



SD-673 SANDY  
BEACH 6X6



SD-673 SANDY BEACH DECO 6X6



SD-274 BLUFF 2X2



SD-674 BLUFF 6X6



SD-674 BLUFF DECO



MODERATE VARIATION  
V3





PLEASE NOTE: TILE COLOR AND TONE MAY VARY. PLEASE INSPECT PHYSICAL TILE SAMPLES TO ENSURE AN ACCURATE SELECTION.


SD-670 SURF SPRAY 6X6 SHOWN INSTALLED

# CASCADE


The driving and cleansing force of waterfalls and rivers inspire our Cascade Series. Roaring and in continuous motion, add a sense of strength and harmony to all your designs.




CS-291 LAGOON  
2X2



CS-691 LAGOON  
6X6




CS-691 LAGOON DECO 6X6




CS-296 FOOTHILL  
2X2



CS-696 FOOTHILL  
6X6



CS-696 FOOTHILL DECO 6X6




CS-295 PEAK 2X2




CS-695 PEAK 6X6




CS-695 PEAK DECO 6X6



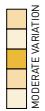
CS-293 RIDGE 2X2



CS-693 RIDGE 6X6



CS-693 RIDGE DECO 6X6




CS-691 LAGOON 6X6, AND CS-691 DECO SHOWN INSTALLED




Give your designs a mystical touch with our El Dorado Series. Touches of gold and silver embellish the blue from the skies and the gray from the Andes Mountains.

# EL DORADO



ED-1275  
ARGONAUT 1X2

ED-675 ARGONAUT 6X6

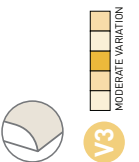


ED-1276 CLAIM  
JUMPER 1X2

ED-676 CLAIM JUMPER 6X6

PLEASE NOTE: TILE COLOR AND TONE MAY VARY. PLEASE INSPECT PHYSICAL TILE SAMPLES TO ENSURE AN ACCURATE SELECTION.

ED-1275 ARGONAUT 1X2 SHOWN INSTALLED



# OASIS

With our Oasis Series, all your environments become a place for rest and relaxation, a refuge from the storms, a haven to recover energy.




OA-230 GRIGIO 2X2



OA-30 GRIGIO 6X6



OA-30 GRIGIO DECO 6X6



OA-244 MARINE 2X2



OA-44 MARINE 6X6



OA-44 MARINE DECO 6X6




OA-260 BLUE 2X2



OA-60 BLUE 6X6



OA-60 BLUE DECO 6X6



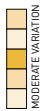
OA-270 STORM 2X2



OA-70 STORM 6X6



OA-70 STORM DECO 6X6



MODERATE VARIATION

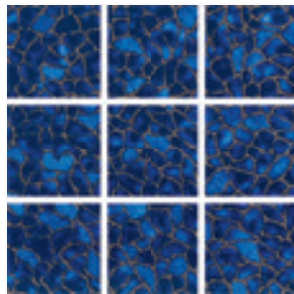
V3



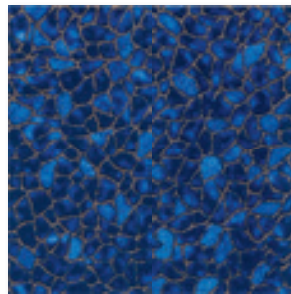
OA-60 BLUE 6X6 SHOWN INSTALLED

Our Timeless Series will add a classic touch and a distinguished style, with a modern hint, to all of your designs.

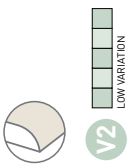
# TIMELESS



BLUE ALLURE 2X2




BLUE ALLURE 6X6



BLUE ALLURE 6X6 SHOWN INSTALLED


From the rooftops, to the flag, and on to the fishing boats, blue and gray dominate the landscape of Greece which inspires our Greek Isles Series. Vivid colors will fill any design replicating the renowned style from Mykonos and the other isles.

# GREEK ISLES



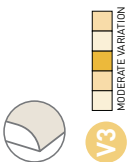
GR-1261 SANTORINI 1X2

GR-661 SANTORINI 6X6



GR-1262 CRETE 1X2

GR-662 CRETE 6X6




GR-662 CRETE 6X6 SHOWN INSTALLED


PLEASE NOTE: TILE COLOR AND TONE MAY VARY. PLEASE INSPECT PHYSICAL TILE SAMPLES TO ENSURE AN ACCURATE SELECTION.

# TYPHOON


The colors of paradise on earth, the Pacific Islands, shine through our Typhoon Series. Invoke those relaxing days, warm nights and cloudless skies with our porcelain mosaics, while adding some flair to your designs.




TY-180 FIJI 1X1




TY-380 FIJI 3X3




TY-580 FIJI 1X2



TY-780 FIJI AKRON




TY-181 BALI 1X1



TY-381 BALI 3X3



TY-581 BALI 1X2




TY-781 BALI AKRON




MODERATE VARIATION

V3

TY-181 BALI 1X1, TY-781 BALI AKRON SHOWN INSTALLED




TY-182 SAMOA 1X1



TY-382 SAMOA 3X3




TY-582 SAMOA 1X2



TY-782 SAMOA AKRON



TY-885 TYPHOON BLEND 1X2




TY-984 TYPHOON BLEND 1X1


PLEASE NOTE: TILE COLOR AND TONE MAY VARY. PLEASE INSPECT PHYSICAL TILE SAMPLES TO ENSURE AN ACCURATE SELECTION.

# HARMONY

There is something about the beach that is calming, and even therapeutic. That serenity is the inspiration behind our Harmony Series. Turn your spaces into a waterfront refuge with this blend of style and grace.



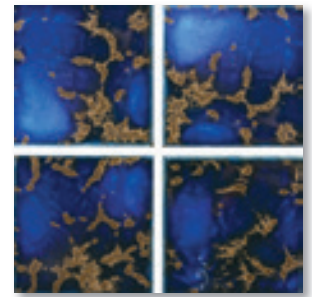
HM-106 COBALT BLUE 1X1




HM-306 COBALT BLUE 3X3



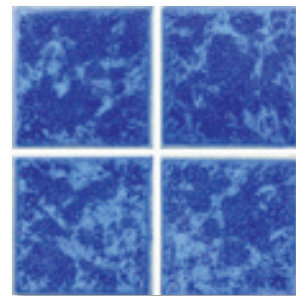
HM-113 TERRA BLUE 1X1



HM-313 TERRA BLUE 3X3



HM-144 PACIFIC BLUE 1X1




REM-344 PACIFIC BLUE 3X3



HM-106 COBALT BLUE 1X1 SHOWN INSTALLED

Return to the basics with our Colonial Brick Blend. Inspired by the pigments of minerals, plants, soils and natural resources used by the first European immigrants to America.

# COLONIAL BRICK BLEND



CBB-1 WILLIAMSBURG 1X2



CBB-2 JAMESTOWN 1X2



CBB-4 LEXINGTON 1X2



CBB-7 CONCORD 1X2




CBB-7 CONCORD SHOWN INSTALLED




Give your spaces a more eclectic look with our Fusion Series. Cohesive colors and mixes will bring a fresh and modern look to your designs.

# FUSION



FSN-1 TIDAL WAVE 1X1



FSN-4 NORTH COVE 1X1




PLEASE NOTE: TILE COLOR AND TONE MAY VARY. PLEASE INSPECT PHYSICAL TILE SAMPLES TO ENSURE AN ACCURATE SELECTION.


FSN-1 TIDAL WAVE 1X1 SHOWN INSTALLED

# OCEAN BREEZE

The relaxing feeling of the beach, with the breeze blowing on your face is the inspiration of our Ocean Breeze Series. The blue shades, with brown and green touches will create moments free from worries.




OB-150 WINDSTREAM 1X1




OB-350 WINDSTREAM 3X3




OB-550 WINDSTREAM 1X2



OB-750 WINDSTREAM AKRON



OB-151 SEASCAPE 1X1




OB-351 SEASCAPE 3X3




OB-551 SEASCAPE 1X2



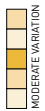
OB-751 SEASCAPE AKRON



OB-801 OCEAN BREEZE BLEND 1X2



OB-900 OCEAN BREEZE BLEND 1X1



V3

OB-350 WINDSTREAM 3X3, AND OB-750 AKRON DECO SHOWN INSTALLED



Classic and modern combine in our Voyage Series. The colors of this series provide warmth and freshness, with touches of energy, resulting in relaxing and beautiful designs.

# VOYAGE



Photo Credit: Almar Jackson Pools Inc



VG-940 ANCHOR 1X1

VG-840 ANCHOR 1X2



VG-946 NARROWS 1X1

VG-846 NARROWS 1X2



VG-948 REEF 1X1

VG-848 REEF 1X2



V3

PLEASE NOTE: TILE COLOR AND TONE MAY VARY. PLEASE INSPECT PHYSICAL TILE SAMPLES TO ENSURE AN ACCURATE SELECTION.

VG-840 ANCHOR 1X2 SHOWN INSTALLED

# ATHENS

LEDGERSTONE / PAVERS / SPLIT FACE / COPING  
STONE: TRAVERTINE

DOUBLE  
BULLNOSE  
EXPECTED  
MID APRIL



### PAVERS AVAILABLE:

- FINISH: TUMBLED*
- FRENCH PATTERN (SHOWN)
  - 12"X12" (3CM)
  - 12"X24" (3CM)
  - 16"X16" (3CM)
  - 16"X24" (3CM)



### LEDGERSTONE AVAILABLE\*:

- 6"X24"
- CORNER



### SPLIT FACE AVAILABLE\*:

- 1"X2"
- 2"X4"



### COPING AVAILABLE:

- FINISH: TUMBLED*
- 12"X12" (3CM) SBN
  - 12"X24" (3CM) SBN
  - 4"X12" (3CM) SBN
  - 12"X18" (3CM) DOUBLE BULLNOSE



Natural Product



Medium Commercial



Medium Variation



Floor, Wall


\*WITH ATHENS PAVERS AND COPING, WE RECOMMEND USING IVORY LEDGERSTONE AND SPLIT FACE

**DOUBLE  
BULLNOSE &  
LEDGERSTONE  
CORNER  
EXPECTED  
MID APRIL**


*LEDGERSTONE / PAVERS / SPLIT FACE / COPING* **BLUE STONE**  
STONE: MARBLE




**PAVERS AVAILABLE:**  
*FINISH: SAND BLASTED,  
BRUSHED, TUMBLED*  
- FRENCH PATTERN  
- 12"X12" (3CM)  
- 12"X24" (3CM) (SHOWN)  
- 16"X16" (3CM)  
- 16"X24" (3CM)



**LEDGERSTONE AVAILABLE:**  
- 6"X24"  
- CORNER



**SPLIT FACE AVAILABLE:**  
- 1"X2"  
- 2"X4"



**COPING AVAILABLE:**  
*FINISH: SAND BLASTED,  
BRUSHED, TUMBLED*  
- 12"X12" (3CM) SBN  
- 12"X24" (3CM) SBN  
- 4"X12" (3CM) SBN  
- 12"X18" (3CM) DOUBLE BULLNOSE



Natural Product



Medium Commercial



Medium Variation



Floor, Wall

PLEASE NOTE: COLOR AND TONE MAY VARY. PLEASE INSPECT PHYSICAL PRODUCTS TO ENSURE AN ACCURATE SELECTION.

# DARK NOCE *LEDGERSTONE / PAVERS / SPLIT FACE / COPING*

STONE: TRAVERTINE

DOUBLE  
BULLNOSE &  
LEDGERSTONE  
CORNER  
EXPECTED  
MID APRIL



**PAVERS AVAILABLE:**

- FINISH: TUMBLED*
- FRENCH PATTERN (SHOWN)
  - 12"X12" (3CM)
  - 12"X24" (3CM)
  - 16"X16" (3CM)
  - 16"X24" (3CM)



**LEDGERSTONE AVAILABLE:**

- 6"X24"
- CORNER



**SPLIT FACE AVAILABLE:**

- 1"X2"
- 2"X4"



**COPING AVAILABLE:**

- FINISH: TUMBLED*
- 12"X12" (3CM) SBN
  - 12"X24" (3CM) SBN
  - 4"X12" (3CM) SBN
  - 12"X18" (3CM) DOUBLE BULLNOSE



Natural Product



Medium Commercial



Medium Variation



Floor, Wall

DOUBLE  
BULLNOSE &  
LEDGERSTONE  
CORNER  
EXPECTED  
MID APRIL

LEDGERSTONE / PAVERS / SPLIT FACE / COPING **IVORY**  
STONE: TRAVERTINE



**PAVERS AVAILABLE:**

- FINISH: TUMBLED*
- FRENCH PATTERN
  - 12"X12" (3CM)
  - 12"X24" (3CM)
  - 16"X16" (3CM)
  - 16"X24" (3CM)

*\*SHOWN EXAMPLES IN THE PHOTO ARE SPECIAL ORDER. FOR COLOR REFERENCE ONLY.*



**LEDGERSTONE AVAILABLE:**

- 6"X24"
- CORNER



**SPLIT FACE AVAILABLE:**

- 1"X2"
- 2"X4"



**COPING AVAILABLE:**

- FINISH: TUMBLED*
- 12"X12" (3CM) SBN
  - 12"X24" (3CM) SBN
  - 4"X12" (3CM) SBN
  - 12"X18" (3CM) DOUBLE BULLNOSE



Natural Product



Medium Commercial



Medium Variation



Floor, Wall

PLEASE NOTE: COLOR AND TONE MAY VARY. PLEASE INSPECT PHYSICAL PRODUCTS TO ENSURE AN ACCURATE SELECTION.

**SILVER** LEDGERSTONE / PAVERS / SPLIT FACE / COPING  
 STONE: TRAVERTINE

DOUBLE  
 BULLNOSE &  
 LEDGERSTONE  
 CORNER  
 EXPECTED  
 MID APRIL



**PAVERS AVAILABLE:**

- FINISH: TUMBLED*  
 - FRENCH PATTERN (SHOWN)  
 - 12"X12" (3CM)  
 - 12"X24" (3CM)  
 - 16"X16" (3CM)  
 - 16"X24" (3CM)



**LEDGERSTONE AVAILABLE:**

- 6"X24"
- CORNER



**SPLIT FACE AVAILABLE:**

- 1"X2"
- 2"X4"



**COPING AVAILABLE:**

- FINISH: TUMBLED*  
 - 12"X12" (3CM) SBN  
 - 12"X24" (3CM) SBN  
 - 4"X12" (3CM) SBN  
 - 12"X18" (3CM) DOUBLE BULLNOSE



Natural Product



Medium Commercial



Medium Variation



Floor, Wall

EXPECTED  
MID APRIL

# LEDGERSTONE / PAVERS / SPLIT FACE / COPING

STONE: MARBLE

# GLACIER



### PAVERS AVAILABLE:

- FINISH: TUMBLED*
- FRENCH PATTERN
  - 12"X12" (3CM)
  - 12"X24" (3CM) (SHOWN)
  - 16"X16" (3CM)
  - 16"X24" (3CM)



### LEDGERSTONE AVAILABLE:

- 6"X24"
- CORNER



### SPLIT FACE AVAILABLE:

- 1"X2"
- 2"X4"



### COPING AVAILABLE:

- FINISH: SANDBLASTED/TUMBLED*
- 12"X12" (3CM) SBN
  - 12"X24" (3CM) SBN
  - 4"X12" (3CM) SBN
  - 12"X18" (3CM) DOUBLE BULLNOSE



Natural Product



Medium Commercial



Medium Variation



Floor, Wall

PLEASE NOTE: COLOR AND TONE MAY VARY. PLEASE INSPECT PHYSICAL PRODUCTS TO ENSURE AN ACCURATE SELECTION.

EXPECTED  
MID APRIL

# TOSCANO

## PAVERS

STONE: TRAVERTINE

FINISH: TUMBLED

- FRENCH PATTERN (SHOWN)
- 12"X12" (3CM)
- 12"X24" (3CM)
- 16"X16" (3CM)
- 16"X24" (3CM)



# ANTICO

## LEDGERSTONE / SPLIT FACE

STONE: TRAVERTINE



LEDGERSTONE - 6"X24"  
LEDGERSTONE - CORNER



SPLIT FACE - 1"X2"  
SPLIT FACE - 2"X4"

# SCABOS

## LEDGERSTONE / SPLIT FACE

STONE: TRAVERTINE



LEDGERSTONE - 6"X24"  
LEDGERSTONE - CORNER



SPLIT FACE - 1"X2"  
SPLIT FACE - 2"X4"






# SHELL STONE\*

LEDGERSTONE / SPLIT FACE

STONE: LIMESTONE



LEDGERSTONE  
CORNER  
EXPECTED  
MID APRIL



LEDGERSTONE - 6"X24"  
LEDGERSTONE - CORNER



SPLIT FACE - 1"X2"  
SPLIT FACE - 2"X4"

EXPECTED  
MID APRIL

# VALENCIA

LEDGERSTONE / SPLIT FACE

STONE: TRAVERTINE



LEDGERSTONE - 6"X24"  
LEDGERSTONE - CORNER




SPLIT FACE - 1"X2"  
SPLIT FACE - 2"X4"

# ARCTIC WHITE

LEDGERSTONE

STONE: QUARTZ



- 6"X24"  
- CORNER



- 6"X24"  
- CORNER

# CALIFORNIA GOLD

LEDGERSTONE

STONE: SLATE



- 6"X24"  
- CORNER

# GOLD RUSH

LEDGERSTONE

STONE: SLATE

\*AVAILABLE ONLY IN FLORIDA.

PLEASE NOTE: COLOR AND TONE MAY VARY. PLEASE INSPECT PHYSICAL PRODUCTS TO ENSURE AN ACCURATE SELECTION.



Natural Product



Medium Commercial



Medium Variation



Floor, Wall

# MALIBU

## LEDGERSTONE

STONE: QUARTZ



- 6"X24"  
- CORNER



- 6"X24"  
- CORNER

# MIDNIGHT

## LEDGERSTONE

STONE: QUARTZ



- 6"X24"  
- CORNER



- 6"X24"  
- CORNER

# PLATEAU

## LEDGERSTONE

STONE: QUARTZ



- 6"X24"  
- CORNER



- 6"X24"  
- CORNER

# MESA

## LEDGERSTONE

STONE: SLATE

# MONTEREY

## LEDGERSTONE

STONE: QUARTZ

# SAGE

## LEDGERSTONE

STONE: QUARTZ



Natural Product



Medium Commercial



Medium Variation



Floor, Wall

# SIERRA

## LEDGERSTONE

STONE: SLATE



- 6"X24"  
- CORNER



- 6"X24"  
- CORNER

# TAHOE

## LEDGERSTONE

STONE: MARBLE



- 6"X24"  
- CORNER

# TUCSON

## LEDGERSTONE

STONE: SLATE



- 6"X24"  
- CORNER

# YOSEMITE

## LEDGERSTONE

STONE: MARBLE



## CLEANERS

Powerful triple action, oxygen, alkaline and detergent boosted heavy duty cleaner for removal of general grime and stains. Suitable for all-natural stone, tile, and more.




## SEALERS

Provides great surface stain protection, and protection against more serious common types of damage caused by water ingress (penetration), including efflorescence, salt spalling, freeze-thaw spalling, and picture framing.

PLEASE NOTE: COLOR AND TONE MAY VARY. PLEASE INSPECT PHYSICAL PRODUCTS TO ENSURE AN ACCURATE SELECTION.

# SOLID

For those looking for a minimal style and polished designs, the Solid Series guarantees a slick but straightforward design.



BLACK 6X6




COBALT 6X6



LIGHT BLUE 6X6



NAVY 6X6



WHITE 6X6

COBALT 6X6 SHOWN INSTALLED



# TRIM TILE\*

GLOSS TRIM TILE



BLACK



COLONIAL BLUE



GULF BLUE



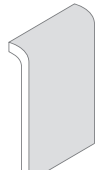
PURE COBALT



SAPPHIRE




TEAL



A-3602

MATTE TRIM TILE



BLUESTONE



MONTREAUX BRUN



MONTREAUX GRIS



STONE BLUE



PRIMROSE



6" X 6"

SKID RESISTANT TRIM TILE



BLACK




BROWN KISS



COLONIAL BLUE



PURE COBALT



SAPPHIRE



A-4200

**NOTE:** OUR COMMERCIAL TILE IS AVAILABLE IN 6"X6", A-3602 BULLNOSE AND A-4200 BULLNOSE.

\*AVAILABLE ONLY IN FLORIDA.

# DEPTH & SAFETY MARKERS



**2 IN.**


**2.8M 3 FT. 6<sup>FT</sup>**

**NO DIVING NO DIVING FEET DEEP DRAIN NO STEP NO DIVING**

- 4" AND 5" HIGH SCREEN PRINTED NUMBERS INVENTORIED ON:
- 6" WHITE NON FROST RESISTANT TILE
- A-3602 WHITE NON FROST RESISTANT TILE,
- 6" WHITE FROST RESISTANT TILE
- 6" WHITE FROST RESISTANT AND NON SKID TILE


AVAILABLE IN ENGLISH AND METRIC MEASUREMENTS

## UNGLAZED



BLACK 1X1

BLACK 2X2



COBALT BLUE 1X1

COBALT BLUE 2X2



WHITE 1X1

WHITE 2X2

PLEASE NOTE: TILE COLOR AND TONE MAY VARY. PLEASE INSPECT PHYSICAL TILE SAMPLES TO ENSURE AN ACCURATE SELECTION.

# FIRE & WATER



## WATER + FIRE BOWLS

Hand constructed by skilled artisans, each Water + Fire Bowl is built from heavy grade material, fully TIG welded and polished. These bowls combine a complete fire pot with a super style spout of water.

*\*Ask for an Ordering Guide for all styles, colors and sizes.*



## FIRE POTS

Created to be the center of attention, these firepots are built from heavy grade material, fully welded and polished.


*\*Ask for an Ordering Guide for all styles, colors and sizes.*



## WATER BOWLS

These Water Bowls are made of quality material, and feature a seamless lip that gives a wider water flow, similar to a waterfall, to create an infinity overflow. This water bowl comes in three different finishes.


*\*Ask for an Ordering Guide for all styles, colors and sizes.*



## SCUPPERS

These scuppers create a whole new sense of design and style in a pool. Made with the highest quality construction and materials, these water features are designed to be seen!

*\*Ask for an Ordering Guide for all styles, colors and sizes.*



## GLASS & ROCK BOWL MEDIA

Glass and rock add color and individuality that finishes off your environment design. Different cuts of glass are available in a wide range of colors.

*\*Ask for an Ordering Guide for all styles, colors and sizes.*

# SCUPPER BOWLS



**TUSCANY SCUPPER SERIES**



**SCUPPER WOK SERIES**



**OBLIQUE SCUPPER SERIES**

## SCUPPER BOWLS – STANDARD FINISH

Colors as shown are approximate. Concrete sample chips are available upon request. Air pockets are a common occurrence in concrete products. The frequency of them is out of control of the manufacturer.

**COLORS AVAILABLE:**



**GRAY**



**SAND**



**TAN**

# WATER FEATURES

AVAILABLE STYLES / COLORS

	MEDALLION 5"X5"*	FLEURETTE 6"X6"*	WAVE HAND HOLD 6"X6"*	LION 7"X7"*	FANNED PALM 8"X8"*	GOTHIC SCONCE 11"X6"*	SCALLOPED SCONCE 15"X10"*
ANTIQUE							
BIANCO							
BLUE							
BRONZE							
GOLD							
NOCHE							
SILVER							
TRAVERTINE							

\*NOMINAL SIZE

\*\* MEDALLION, FLEURETTE, LION, AND FANNED PALM: FEMALE CONNECTION. SIZE OF HOLE IS 1" ON THE BACK AND TAPPERS INTO A 1/2" OUT ON THE FRONT. GOthic SCONCE AND SCALLOPED SCONCE: 1" OPENING IN BACK.

PLEASE NOTE: COLOR AND TONE MAY VARY. PLEASE INSPECT PHYSICAL PRODUCTS TO ENSURE AN ACCURATE SELECTION.

# ACCENTS

FISH  
3"X3"\*

FLEUR DE LIS  
5"X5"\*

SAND DOLLAR  
5"X5"\*

SEAHORSE  
2"X5"\*

STARFISH SPOTTED  
5"X5"\*

AQUA



FI-0503-AQ



FL-0505-AQ



SD-0505-AQ



SH-0205-AQ



SS-0505-AQ

BLUE



FI-0503-BL



FL-0505-BL



SD-0505-BL



SH-0205-BL



SS-0505-BL

BROWN



FI-0503-BR



FL-0505-BR



SD-0505-BR



SH-0205-BR



SS-0505-BR

ROYAL BLUE



FI-0503-RB



FL-0505-RB



SD-0505-RB



SH-0205-RB



SS-0505-RB

RED



FI-0503-RD



FL-0505-RD



SD-0505-RD



SH-0205-RD



SS-0505-RD

SAND



FI-0503-SA



FL-0505-SA



SD-0505-SA



SH-0205-SA



SS-0505-SA

TEAL



FI-0503-TE



FL-0505-TE



SD-0505-TE



SH-0205-TE



SS-0505-TE

\*NOMINAL SIZE



**STEP MARKERS:**  
24"X3"\*



TLSM-2403-MU



TLSM-2403-GR



TLSM-2403-BB



TLSM-2403-NA

MULTI



TB-0505-MU



TR-0505-MU



TL-0505-MU



TS-0505-MU

GREEN



TB-0505-GR



TR-0505-GR



TL-0505-GR



TS-0505-GR

NATURAL



TB-0505-NA



TR-0505-NA



TL-0505-NA



TS-0505-NA

BLUE



TB-0505-BB



TR-0505-BB



TL-0505-BB



TS-0505-BB


TURTLE - TB  
5"X5"\*

TURTLE - TR  
5"X5"\*

TURTLE - TL  
5"X5"\*

TURTLE - TS  
5"X5"\*

## CUSTOM ACCENTS



BLUE SPOT TURTLE 18"



HIBISCUS 12"



KOI FISH 22"

PLEASE NOTE: COLOR AND TONE MAY VARY. PLEASE INSPECT PHYSICAL PRODUCTS TO ENSURE AN ACCURATE SELECTION.

# ARTISTRY IN MOSAICS



**DOLPHIN GROUP**  
 (1 LEFT, 2 RIGHT, 1 FREE BALL)  
 AVAILABLE: 62" X 62" / 42" X 42"  
 BLUE BEACHBALL / MULTI COLOR  
 BEACH BALL



**SEA TURTLE NATURAL**  
 AVAILABLE:  
 23" X 30" / 16" X 21" / 9" X 12"




**LOGGERHEAD TURTLE 6"**  
 AVAILABLE:  
 BLUE / BROWN / GREEN



**LOGGERHEAD TURTLE**  
 AVAILABLE:  
 20" X 20" / 15" X 15" / 8" X 8"  
 BLUE / BROWN / GREEN




**SWIMMING MERMAID**  
 24" X 60"



**STEP MARKERS BUBBLES**  
**STEP MARKERS DOLPHINS**  
 3" X 24"  
 AVAILABLE: AQUA / BLUE

PLEASE NOTE: COLOR AND TONE MAY VARY. PLEASE INSPECT PHYSICAL PRODUCTS TO ENSURE AN ACCURATE SELECTION.

# GARDEN SCULPTURES



## LIMITED EDITION AND PERSONALLY COMMISSIONED BRONZE SCULPTURE

Art can beautify your gardens. The artistic message has the ability to transcend barriers of age, language, and social status. Iconic sculpture can add character and uniqueness to your gardens. Artwork can elevate your spaces easier than just about any other addition can.

*Special Commissions also available.*

# AQUABELLA

[WWW.AQUABELLATILE.COM](http://WWW.AQUABELLATILE.COM)

## WEST

**ANAHEIM, CA**  
PHONE:  
(714) 496-2808  
4950 E HUNTER AV.  
ANAHEIM, CA 92807

**LAS VEGAS, NV**  
PHONE:  
(702) 480-8300  
6265 S. VALLEY VIEW BLVD  
SUITE A  
LAS VEGAS NV 89118

## CORPORATE OFFICE

PHONE:  
TOLL FREE – (833) 985-2955  
450 S. ALPINE HIGHWAY  
ALPINE, UTAH 84004

## CENTRAL

**DALLAS, TX**  
PHONE:  
(972) 245-1777  
1421 HUTTON DR.  
CARROLLTON, TX 75006

**HOUSTON, TX**  
PHONE:  
(713) 492-3277  
4747 S. PINEMONT DR.  
SUITE 200  
HOUSTON, TX 77041

**OKLAHOMA CITY, OK**  
PHONE:  
(405) 889-3223  
2401 S. VERMONT AVE.  
OKLAHOMA CITY, OK 73108

## EAST

**NEW JERSEY**  
PHONE:  
(732) 788-9411  
2553 ROUTE 130 S.  
SUITE #4  
CRANBURY, NJ 08512

**TAMPA, FL**  
PHONE:  
(813) 499-3560  
4440 E. ADAMO DR.  
SUITE 401  
TAMPA, FL 33605

**PORT ST. LUCIE, FL**  
PHONE:  
(772) 342-4220  
608 NW COMMODITY COVE  
PORT ST. LUCIE, FL 34986



**LIMITED PRODUCT WARRANTY:** Aquabella guarantees its products will meet or exceed the performance specifications outlined in the most current version of Aquabella's Test Results Chart.

**WARRANTY:** In the event of latent defects caused by improper manufacturing, the company will replace any defective units FOB its warehouses (installation not included), provided the company is notified within one year of installation or within 18 months of shipment of product, whichever occurs first. In all cases, specific installation details, structural design and environmental conditions are beyond the control of the company. Aquabella cannot accept responsibility for the performance of its products where improper installation, design or environmental conditions exist.

**IMPLIED WARRANTY OF FITNESS FOR A PARTICULAR PURPOSE:** Aquabella limits the duration of the implied warranty of fitness for a particular purpose to one-year or the maximum statutory period prescribed by law, whichever is less. Failure to comply with recommended applications voids this warranty. To the maximum extent allowable by federal and state law, this warranty supplements or supersedes federal and state consumer goods warranty protections.

**DISCLAIMER:** Natural stone products are mined and cut from natural formations. Because these products are not subject to a manufacturing process Aquabella does not warrant natural stone products for shade, size, thickness, warping, cleft variations, surface finish variations, or other natural variances. Any misuse of the product, including physical or chemical abuse or negligence is not covered by this warranty. Any defect, visual or otherwise, that is apparent prior to installation is not covered by this warranty. In no event shall Aquabella's liability on any claim made by anyone exceed the purchase price paid for the product by said customer in respect to the Aquabella materials on which damages are being claimed.